

MP1

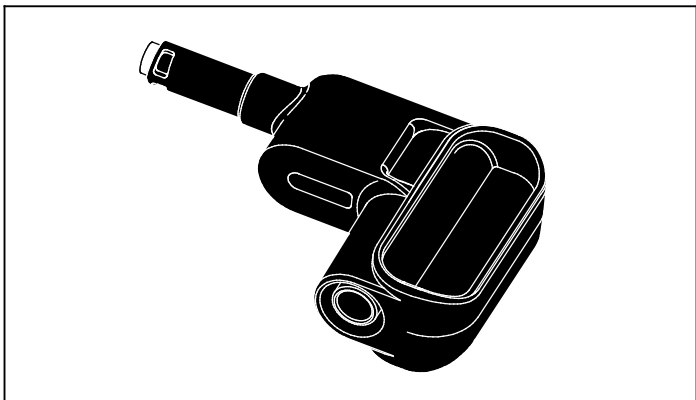
Magnet Probe

Instruction Sheet

Introduction

The MP1 Magnet Probe (the Probe or Product) is an accessory with a magnetic tip for 4 mm safety test leads. The magnetic tip provides contact to a ferromagnetic metal surface in areas with limited access such as the carbon steel screws on RCDs or circuit breakers.

The probe fits into recessed screw holes with a diameter of ≥ 6 mm. The probe is CAT IV 600 V/CAT III 1000 V rated with a maximum current of 4 A.



fig_MP1.eps

PN 4584021

September 2015

©2015 Fluke Corporation. All rights reserved.

Specifications are subject to change without notice.

All product names are trademarks of their respective companies.

Contacting Fluke

To contact Fluke, call one of the following telephone numbers:

- Technical Support USA: 1-800-44-FLUKE (1-800-443-5853)
- Calibration/Repair USA: 1-888-99-FLUKE (1-888-993-5853)
- Canada: 1-800-36-FLUKE (1-800-363-5853)
- Europe: +31 402-675-200
- Japan: +81-3-6714-3114
- Singapore: +65-6799-5566
- Anywhere in the world: +1-425-446-5500

Or, visit Fluke's website at www.fluke.com.

To register your product, visit <http://register.fluke.com>.

To view, print, or download the latest manual supplement, visit <http://us.fluke.com/usen/support/manuals>.

Safety Information

A Warning identifies conditions and procedures that are dangerous to the user. A Caution identifies conditions and procedures that can cause damage to the Product or the equipment under test.

Warning





To prevent possible electrical shock, fire, or personal injury:

- **Read all safety information before you use the Product.**
- **Carefully read all instructions.**
- **Use the Product only as specified, or the protection supplied by the Product can be compromised. Do not touch voltages >30 V ac rms, 42 V ac peak, or 60 V dc.**
- **Comply with local and national safety codes. Use personal protective equipment (approved rubber gloves, face protection, and flame-resistant clothes) to prevent shock and arc blast injury where hazardous live conductors are exposed.**
- **Do not use the Product around explosive gas, vapor, or in damp or wet environments.**
- **Limit operation to the specified measurement category, voltage, or amperage ratings.**
- **Do not use test leads if they are damaged. Examine the test leads for damaged insulation, exposed metal, or if the wear indicator shows. Check test lead continuity.**
- **Remove the test leads from the signal source before you clean.**
- **Use only cables with correct voltage ratings.**
- **Keep fingers behind the finger guards on the probes.**

- **Do not exceed the Measurement Category (CAT) rating of the lowest rated individual component of a Product, probe, or accessory.**
- **Do not use the Product if it is damaged.**
- **Do not expose the Product to temperatures $\geq 80^{\circ}\text{C}$ (176°F). High temperatures cause permanent damage to the magnet.**
- **Make sure the magnetic force is strong enough to keep the Product in place. The Product works only on ferromagnetic material.**
- **In applications with low impedance between two magnet probes, do not touch the metal parts of one test lead when the other is connected to hazardous voltage.**

Symbols

The table below lists the symbols used on the Product and in this instruction sheet.

Symbol	Description
	Risk of Danger. Important information. See Instruction Sheet.
	Conforms to European Union directives.
	Certified by CSA Group to North American safety standards.
CAT III	Measurement Category III is applicable to test and measuring circuits connected to the distribution part of the building's low-voltage MAINS installation.
CAT IV	Measurement Category IV is applicable to test and measuring circuits connected at the source of the building's low-voltage MAINS installation.
	This product complies with the WEEE Directive marking requirements. The affixed label indicates that you must not discard this electrical/electronic product in domestic household waste. Product Category: With reference to the equipment types in the WEEE Directive Annex I, this product is classed as category 9 "Monitoring and Control Instrumentation" product. Do not dispose of this product as unsorted municipal waste.

Instructions

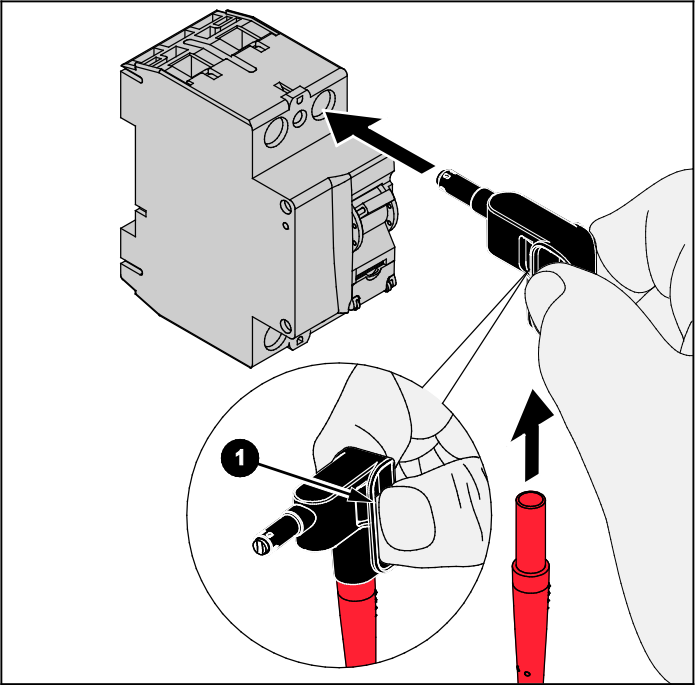
The Product has optimum holding strength with M5 pan-head screws. It also can be used to contact any screw head or metal contact that has magnetic attraction, such as carbon steel alloys. Do not use with metal contacts that do not have magnetic attraction. For example, copper alloy contacts, aluminum alloy contacts, and most stainless steel alloy contacts are not suitable for use with this Product.

Caution

To prevent possible permanent damage to the magnet, do not expose the Product to temperatures $\geq 80\text{ }^{\circ}\text{C}$ ($176\text{ }^{\circ}\text{F}$).

To use:

1. Keep fingers behind the finger guards **1** (see figure).



fig_mag_probe.eps

2. Place magnetic tip on metal contact surface.

Cleaning

Clean the Product with a soft cloth, mild soap, and water. To avoid damage, do not clean with abrasives or solvents.

Specifications

Maximum Current.....	4 A
Maximum Voltage between Terminal and Earth Ground.....	1000 V
Safety	IEC61010-031: CAT IV 600 V/CAT III 1000 V, Pollution Degree 2
Temperature	
Operating	-10 °C to +50 °C (14 °F to 122 °F)
Storage.....	-20 °C to +60 °C (-4 °F to +140 °F)
Operating Humidity.....	<10 °C (<50 °F) non condensing
	10 °C to 30 °C (50 °F to 86 °F) ≤95 %
	30 °C to 40 °C (86 °F to 104 °F) ≤75 %
	40 °C to 50 °C (104 °F to 122 °F) ≤45 %
Altitude	
Operating	≤2000 m (>2000 m to up ≤4000 m derate to CAT IV 300 V / CAT III 600 V/CAT II 1000 V)
Storage.....	≤12000 m

LIMITED WARRANTY AND LIMITATION OF LIABILITY

This Fluke product will be free from defects in material and workmanship for one year from the date of purchase. This warranty does not cover fuses, disposable batteries, or damage from accident, neglect, misuse, alteration, contamination, or abnormal conditions of operation or handling. Resellers are not authorized to extend any other warranty on Fluke's behalf. To obtain service during the warranty period, contact your nearest Fluke authorized service center to obtain return authorization information, then send the product to that Service Center with a description of the problem.

THIS WARRANTY IS YOUR ONLY REMEDY. NO OTHER WARRANTIES, SUCH AS FITNESS FOR A PARTICULAR PURPOSE, ARE EXPRESSED OR IMPLIED. FLUKE IS NOT LIABLE FOR ANY SPECIAL, INDIRECT, INCIDENTAL OR CONSEQUENTIAL DAMAGES OR LOSSES, ARISING FROM ANY CAUSE OR THEORY. Since some states or countries do not allow the exclusion or limitation of an implied warranty or of incidental or consequential damages, this limitation of liability may not apply to you.

Fluke Corporation
P.O. Box 9090
Everett, WA 98206-9090
U.S.A.

Fluke Europe B.V.
P.O. Box 1186
5602 BD Eindhoven
The Netherlands