

P/N: 63950-1001

Copyright

© 2017, FLIR Systems, Inc.

All rights reserved worldwide. Names and marks appearing herein are either registered trademarks or trademarks of FLIR Systems and/or its subsidiaries. All other trademarks, trade names or company names referenced herein are used for identification only and are the property of their respective owners.

Document identity

Publ. No.: 63950-1001

Release:

Commit: 41393

Language: en-US

Modified: 2017-03-17

Formatted: 2017-03-17

Website

<http://www.flir.com>

Customer support

<http://support.flir.com>

Disclaimer

Specifications subject to change without further notice. Camera models and accessories subject to regional market considerations. License procedures may apply. Products described herein may be subject to US Export Regulations. Please refer to exportquestions@flir.com with any questions.



General description	
<p>The FLIR ETS320 is the first true electronic test bench camera, designed for a quick temperature check of PCB boards and electronic devices. The FLIR ETS320 is sensitive enough to detect subtle temperature difference with an accuracy of $\pm 3^{\circ}\text{C}$, so you can quickly find hot spots and potential points of failure. The 320×240 pixel infrared detector offers more than 76 000 points of temperature measurement, eliminating the guesswork of legacy measurement tools. Designed specifically for bench-top work, the battery-powered FLIR ETS 320 connects to your PC for immediate analysis and sharing of thermal data.</p>	
<p>Benefits:</p> <ul style="list-style-type: none"> • Reduces test times: Quickly identify hot spots, thermal gradients, and potential points of failure. • Improves product design: Know where and when to add fans and heatsinks, and ensure products are operating within specification for their maximum lifetime. • Saves money: Improve rapid prototyping and reduce product development cycles. • Optimizes lab time: Battery powered and hands-free, and offers complete measurement and analysis in the camera. 	
<p>Key features:</p> <ul style="list-style-type: none"> • >76 000 points of non-contact temperature measurement at the push of a button. • 320×240 pixel detector provides crisp thermal imagery. • Time versus temperature measurement with FLIR Tools+. • Small-component measurement, down to $170 \mu\text{m}$ per pixel spot size. • Lens offers a 45° thermal view of the target for the quick detection of hot spots. • Records radiometric imagery in standard JPEG format for easier sharing. • $\pm 3\%$ accuracy promotes quality assurance and factory acceptance of PCBs. • Quickly mounts on the supplied stand for immediate use. • Crisp 3 in. LCD display provides immediate thermal feedback. • World-class software provided for advanced measurement corrections/capabilities. 	
Imaging and optical data	
IR resolution	320×240 pixels
Thermal sensitivity/NETD	$<0.06^{\circ}\text{C}$ (0.11°F)/ $<60 \text{ mK}$
Field of view (FOV)	$45^{\circ} \times 34^{\circ}$
Fixed focus distance	$70 \text{ mm} \pm 10 \text{ mm}$
Spatial resolution (IFOV)	2.6 mrad
F-number	1.5
Image frequency	9 Hz

P/N: 63950-1001

© 2017, FLIR Systems, Inc.

#63950-1001; r. /41393; en-US

Detector data	
Detector type	Focal plane array (FPA), uncooled microbolometer
Spectral range	7.5–13 μm
Image presentation	
Display	3.0 in. 320 × 240 color LCD
Image adjustment	Automatic/manual
Measurement	
Object temperature range	–20°C to +250°C (–4°F to +482°F)
Accuracy	$\pm 3^\circ\text{C}$ ($\pm 5.4^\circ\text{F}$) or $\pm 3\%$ of reading, whichever greatest, for ambient temperature 10°C to 35°C (+50°F to 95°F) and object temperature above +0°C (+32°F)
Measurement analysis	
Spotmeter	Center spot
Area	Box with maximum/minimum
Emissivity correction	Variable from 0.1 to 1.0
Emissivity table	Emissivity table of predefined materials
Reflected apparent temperature correction	Automatic, based on input of reflected temperature
Set-up	
Color palettes	Black and white, iron, and rainbow
Set-up commands	Local adaptation of units, language, date and time formats
Video streaming	
Radiometric IR video streaming	Full dynamic to PC (FLIR Tools/Tools+) using USB
Non-radiometric IR video streaming	Uncompressed colorized video using USB
Storage of images	
File formats	Standard JPEG, 14-bit measurement data included
Data communication interfaces	
Interfaces	USB Micro: Data transfer to and from PC and Mac devices
Power system	
Battery type	Rechargeable Li ion battery
Battery voltage	3.7 V
Battery operating time	Approximately 4 hours at 25°C (77°F) ambient temperature and typical use
Charging system	Battery is charged inside the unit
Charging time	2.5 hours to 90% capacity
Power management	Automatic shut-down
AC operation	AC adapter, 90–260 V AC input, 5 V DC output to camera



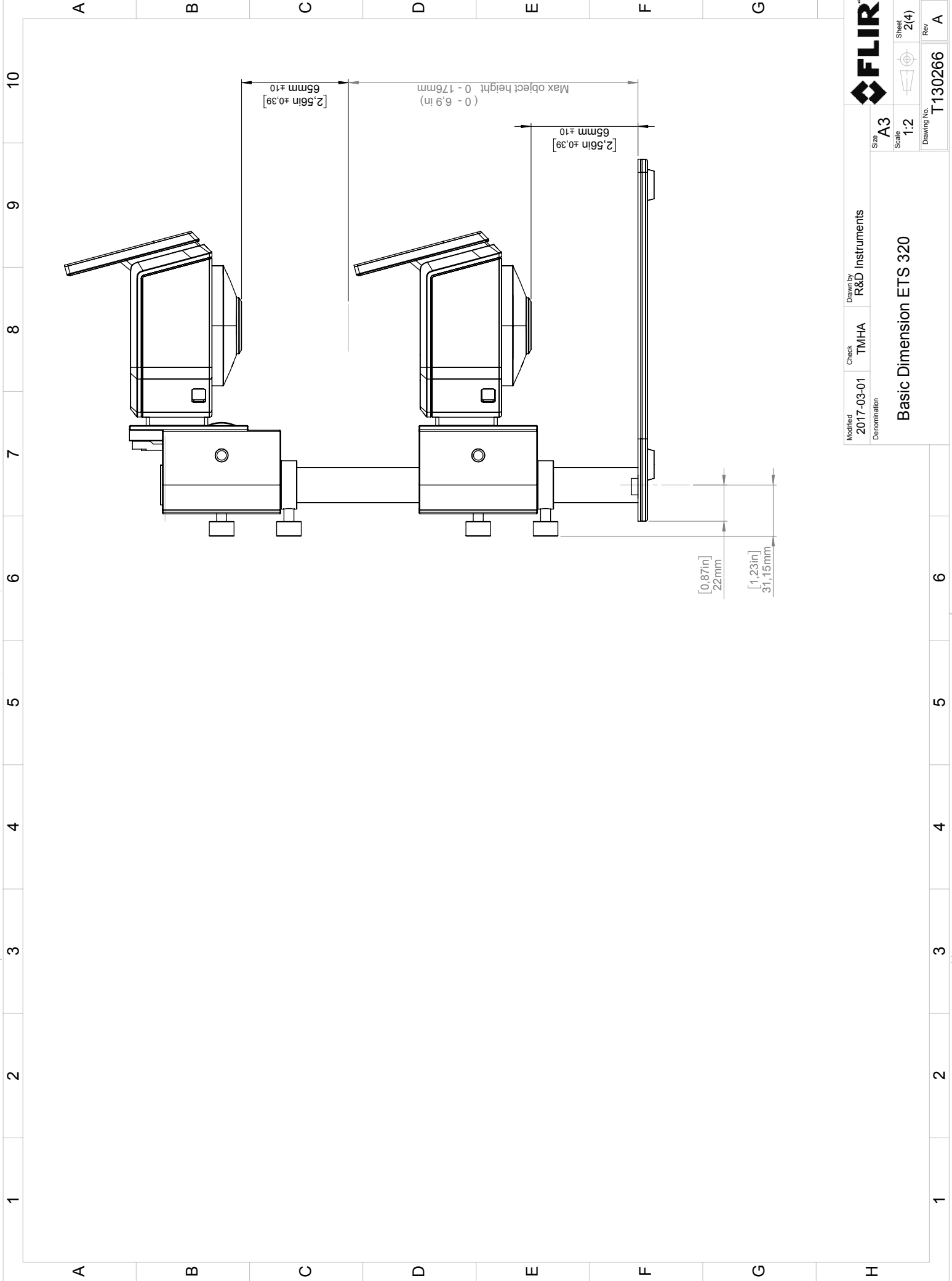
FLIR ETS320

P/N: 63950-1001

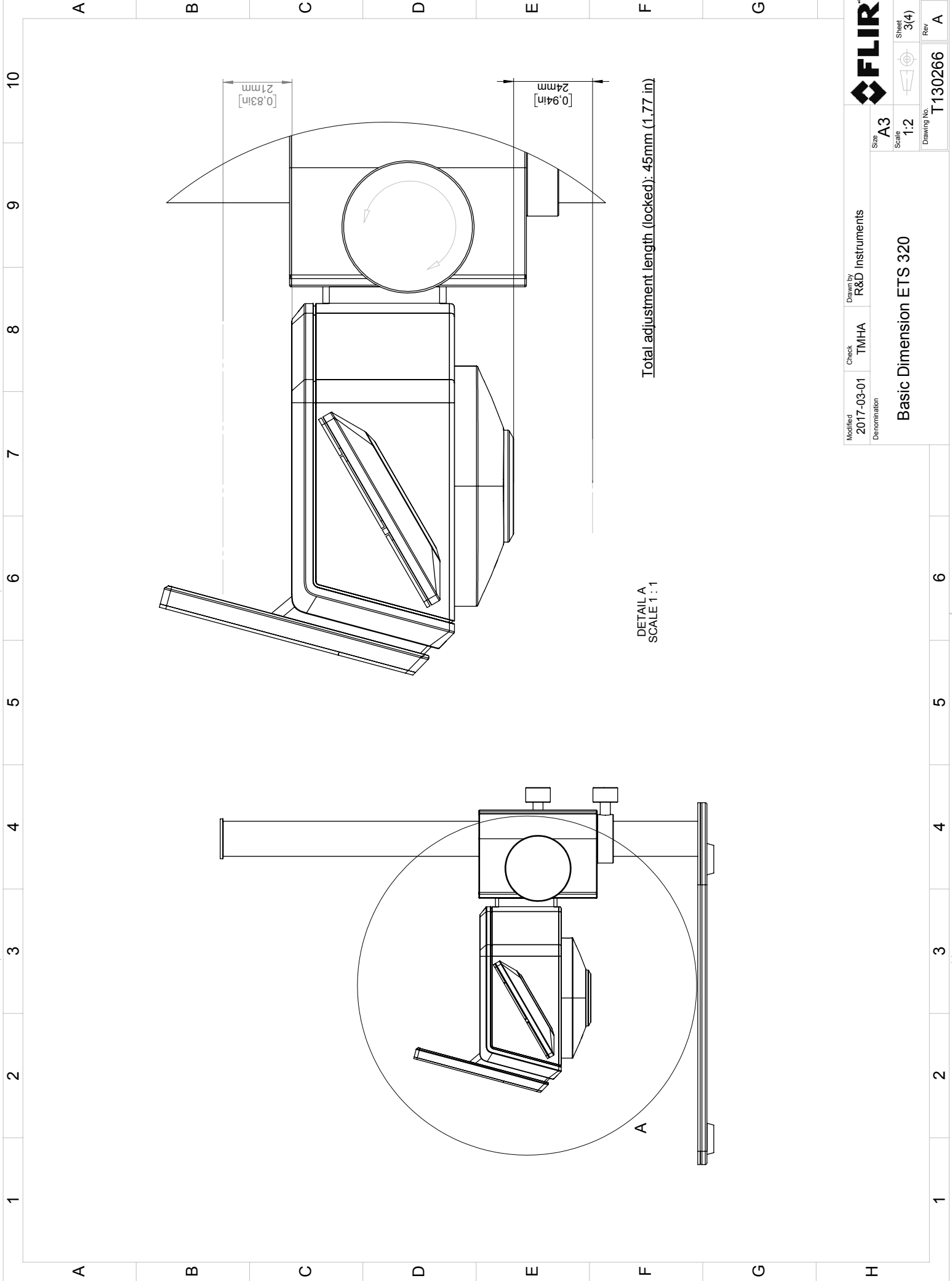
© 2017, FLIR Systems, Inc.

#63950-1001; r. /41393; en-US

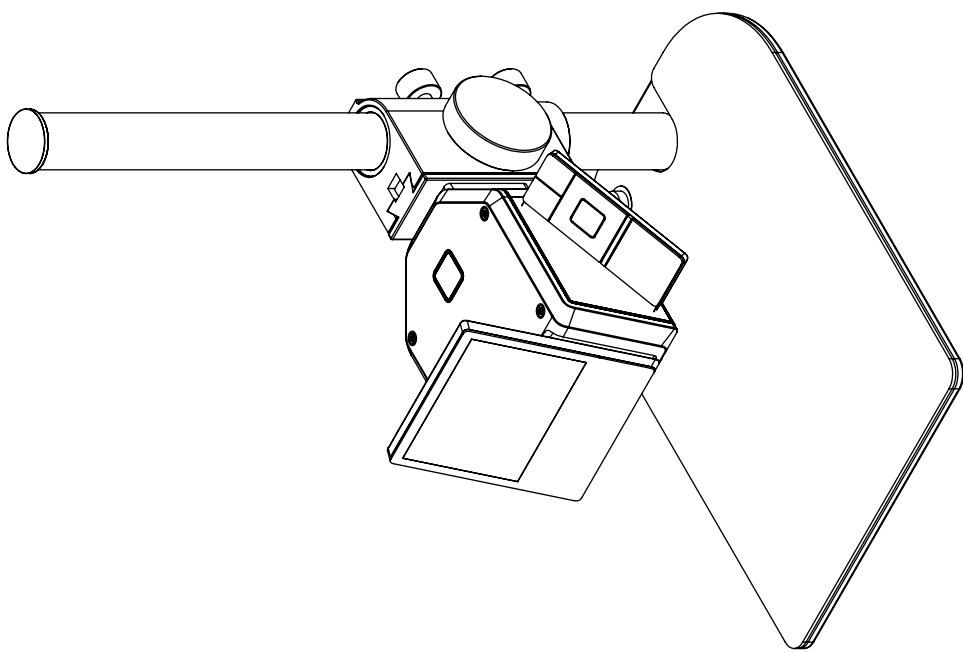
Environmental data	
Operating temperature range	10–40°C (50–104°F)
Storage temperature range	–40 to +70°C (–40 to +158°F)
Humidity (operating and storage)	IEC 60068-2-30/24 h 95% relative humidity
Encapsulation	IP 40 (IEC 60529)
Directives and regulations	
Directives and regulations	<ul style="list-style-type: none">• Battery Directive 2006/66/EC• EMC Directive 2014/30/EU• FCC 47 CFR Part 15 Class B Subpart B• REACH Regulation EC 1907/2006• RoHS2 Directive 2011/65/EC• WEEE Directive 2012/19/EC
Physical data	
System weight, incl. battery	1.8 kg (4.0 lb.)
System size (L × W × H)	220 mm × 150 mm × 300 mm (8.7 in. × 5.9 in. × 11.8 in.)
Color	Black and gray
Shipping information	
Packaging, type	Cardboard box
List of contents	<ul style="list-style-type: none">• FLIR Tools+• Infrared camera unit• Power supply• Printed documentation• USB cable
Packaging, weight	2.9 kg (6.4 lb.)
Packaging, size (L × W × H)	290 mm × 170 mm × 378 mm (11.4 in. × 6.7 in. × 14.9 in.)
EAN-13	4743254002913
UPC-12	845188014186
Country of origin	Designed & Engineered by FLIR Systems, Sweden. Assembled in Taiwan.



FLIR		Size: A3	Sheet: 2(4)	Rev: A
Modified: 2017-03-01	Check: TMHA	Drawn by: R&D Instruments	Drawing No: T130266	
Denomination: Basic Dimension ETS 320		Scale: 1:2		



Modified 2017-03-01 Denomination	Check TMHA	Drawn by R&D Instruments	FLIR
Basic Dimension ETS 320			Sheet 3(4)
Size A3			Rev A
Scale 1:2			Drawing No. T130266



		Size A3
Modified 2017-03-01 Denomination	Check TMHA	Drawn by R&D Instruments
Basic Dimension ETS 320		Scale 1:2
		Drawing No. T130266
		Sheet 4(4)
		Rev A

© 2016, FLIR Systems, Inc. All rights reserved worldwide. No part of this drawing may be reproduced, stored in a retrieval system, or transmitted in any form, or by any means, electronic, mechanical, photocopying, recording, or otherwise, without written permission from FLIR Systems, Inc. Specifications subject to change without further notice. Dimensional data is based on nominal values. Products may be subject to regional market considerations. License procedures may apply. Product may be subject to US Export Regulations. Please refer to exportquestions@flir.com with any questions. Diversion contrary to US law is prohibited.