

- Hand test pumps
- Table top test pumps
- Digital pressure gauges
- Hand-held pressure instruments



TEST PUMPS AND DIGITAL GAUGES



# Test pumps

Pressure is one of the most commonly measured quantities in engineering, which is why exact and reliable pressure measurement is especially important.

However, the characteristics of the even best sensor or transducer can be altered by a wide variety of factors. This drift cannot be prevented, and it leads to incorrect readings.

Calibration allows these deviations to be measured and documented in a certificate. All pressure measuring devices that significantly affect processes or activities should be calibrated before being used.

## Requirements for pressure sources

The essential requirements for manual pressure generation are:

- Easy connection to test samples
- Simple and easy pressure generation
- Maintenance free operation

These aspects have been taken into account and implemented in the design of our test pumps.

## Good reasons for proper and reliable calibration

- Maintaining consistently high product quality
- Fulfilling industrial requirements
- Fulfilling quality assurance requirements
- Process optimisation
- Increasing productivity
- Avoiding unexpected production downtimes
- Employee and customer safety
- Environmental requirements / ecological aspects
- Profit optimisation / economic aspects

SIKA's mobile test and calibration devices are effective aids for performing the necessary test and calibration tasks quickly.

## Pressure sources



# Pressure calibrators

## = Test pump + Manometer

Pressure calibration is the comparison between the indicated values of a pressure measuring device with the indicated values of a pressure standard with a known accuracy.

In many cases, the device to be tested cannot be removed from the active process. Calibration is performed on site to avoid lengthy downtimes. Portable pressure calibrators are especially suitable for this purpose.

In order to perform a specified functional test or accuracy check, the test sample is often connected to the calibration device with a pressure hose. Digital pressure gauges with sufficient precision can be used as compact reference instruments.

**Hand test pumps** or **table top test pumps** are used for simple pressure generation.

SIKA offers a complete range of pressure calibrators for a wide variety of applications to allow specified test and calibration tasks to be performed.

Routine on-site calibrations can be performed very quickly and economically with the right combination of test pump and reference. This ensures that the indicated pressure values are correct and reliable and that all specified requirements are fulfilled.



### Overview pressure generation

Function	Type	Pressure range		Air	Oil	Water
<b>Hand test pump</b>	P 4	-0,3...4 bar	-4,35...58 psi	✓		
	P 40.2	-0,95...40 bar	-13,78...580 psi	✓		
	P 60	-0,95...60 bar	-13,78...870 psi	✓		
	P 700.3	0...700 bar	0...10 152 psi		✓	✓
	P 1000.2	0...1000 bar	0...14 503 psi		✓	✓
<b>Table top test punmps</b>	P 120 T	-0,95...120 bar	-13,78...1740 psi	✓		
	P 700 T	0...700 bar	0...10 152 psi		✓	
	P 700.G2	0...700 bar	0...10 152 psi		✓	
	P 700.GW	0...700 bar	0...10 152 psi			✓
	P 1000.GW	0...1000 bar	0...14 503 psi			✓
	P 1400.G	0...1400 bar	0...20 305 psi		✓	

# Hand test pumps

## Hydraulic or pneumatic

Air, water and oil are used as pressure media. Especially in application areas in which wetting of the test sample is not allowed or the use of aggressive or ionising substances must be avoided, air is the ideal test medium.

SIKA's pneumatic test pump fulfils requirements that in many cases can only be covered by several pumps from other suppliers.


- ❶ Manual pressure generation in the medium pressure range up to 60 bar using a handle is unique – no other pump can do this.
- ❷ Integrated negative pressure capability enables operating with vacuum down to -950 mbar. A changeover valve enables switching from positive pressure to negative pressure with no need for special tools.
- ❸ A large-volume pressure regulator with ultrafine thread pitch is used for precise pressure adjustment in the low mbar range, enabling accurate settings in the low pressure region.

The easily operated hydraulic test pumps are specifically designed for the medium to high pressure range. They have a built-in reservoir for the hydraulic fluid. Pressures up to 700 bar or 1000 bar can be generated, depending on the model.

## Dirt trap

A dirt trap prevents the transfer of smallest dirt particles and humidity from a test sample to the pump; it is simply installed between the pressure hose and the pump body.

- Up to 35 bar
- Stainless steel nozzles
- Transparent housing made of acrylic
- Integrated seals NBR



### OEM version and full version

Depending on the model a matching pressure hose is part of the basic configuration of the OEM version of the test pump. The hydraulic hoses are fitted with a self-sealing quick coupling. Inch, conical or metric adapters for all commonly used connection threads are available in the full version. A matching seal kit is also included with the pump. All of the equipment is held in a carrying case with a foam-rubber insert.

### Full version / P 1000.2



### Standard adapter kit

G $\frac{1}{8}$	G $\frac{1}{4}$	G $\frac{3}{8}$	G $\frac{1}{2}$	$\frac{1}{8}$ NPT	$\frac{1}{4}$ NPT	$\frac{1}{2}$ NPT	M12 x 1.5	M20 x 1.5	G $\frac{1}{8}$ A	G $\frac{1}{4}$ A

### Mobile and independent

Test pumps are ideal for mobile use. Their low weight and compact design make them easy to transport directly to the measurement site. The instruments can be used immediately and do not require an additional power supply. There is no need to take along nitrogen bottles or connect the equipment to a compressed air network. Manual pressure generation is simple and easy, regardless of ambient temperature and orientation.


### Possible areas of application

Test pumps can be used everywhere, including on site in workshops, test and measurement rooms as well as laboratories. They cover a broad spectrum of industries with diverse applications.

- Assembly and commissioning
- Manufacturing and production
- Maintenance and service
- Quality assurance and test equipment monitoring
- Repair

They are suitable for testing, adjusting and calibrating pressure sensors, pressure gauges, pressure switches, safety valves and all types of pressure devices. They are optimised in their function and use and assist in the performance of specific tests and inspections.

### Mobile use



### Practical

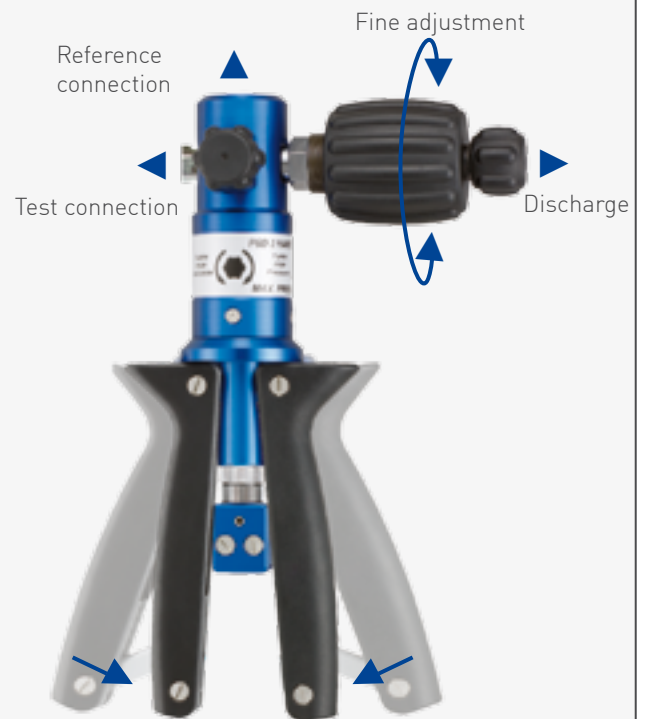
The test pumps are designed to enable the direct connection of all pressure systems to be tested using adapters. The test sample is easily connected using the rugged industrial hose with integrated quick coupling and supplied adapters. The reference is fitted directly at the top of the pump using a positioning adapter.

The required test pressure is initially generated using the handles and then adjusted precisely with the fine adjustment valve. As a result, the pressure on both instruments is the same.

The pressure relief valve allows continuous pressure reduction and ensures accurate and easy testing, even with decreasing pressure.

In the simplest case, the pressure is indicated by an analogue test gauge. An easy to read digital pressure gauge or hand-held instrument can also be used. The accuracy or adjustment of the pressure measuring device being tested can be checked by comparing the indicated reference value with the measured value for the device under test.

### Practice orientated



Force applied by pressing the handles together



# Pneumatic hand test pumps

## Type P 4



<b>Type</b>	<b>P 4</b>	
<b>Pressure ranges</b>		
<b>Negative pressure</b>	-0.3 bar (depending on test sample /reference)	-4.35 psi (depending on test sample /reference)
<b>Positive pressure</b>	4 bar	58 psi
<b>OEM version</b>		
<b>Pressure medium</b>	Air	
<b>Dimensions</b>	Approx. 225 x Ø 55 mm	Approx. 8.86 x Ø 2.17 in
<b>Weight</b>	Approx. 980 g	Approx. 2.16 lbs
<b>Connections</b>		
<b>Reference</b>	G¼ with Quick-Snap Y-plug-connection with PA hose (2 x 1 m)	G¼ with Quick-Snap Y-plug-connection with PA hose (2 x 39,37 in)
<b>Test sample</b>	G¼ with quick coupling and pressure hose (1 m)	G¼ with quick coupling and pressure hose (39,37 in)
<b>Full version</b>		
<b>Adapter kit</b>	Chrome-plated brass	
<b>Gasket kit</b>	PA Seals and O-rings	
<b>Dimensions</b>	Approx. 450 x 370 x 110 mm	Approx. 17.72 x 14.57 x 4.33 in
<b>Weight</b>	Approx. 4.2 kg	Approx. 9.26 lbs



**Type P 40.2 / P 60**


Type	P 40.2		P 60	
<b>Pressure ranges</b>				
<b>Negative pressure</b>	-0.95 bar	-14 psi	-0.95 bar	-14 psi
<b>Positive pressure</b>	40 bar	580 psi	60 bar	870 psi
<b>OEM version</b>				
<b>Pressure medium</b>	Air			
<b>Dimensions</b>	Approx. 240 x 170 x 50 mm / Approx. 9.45 x 6.69 x 1.97 in			
<b>Weight</b>	Approx. 1.1 kg / Approx. 2.43 lbs			
<b>Connections</b>				
<b>Reference</b>	G $\frac{1}{4}$			
<b>Test sample</b>	G $\frac{1}{4}$ with quick coupling and pressure hose (1 m) / G $\frac{1}{4}$ with quick coupling and pressure hose (39.37 in)			
<b>Full version</b>				
<b>Adapter kit</b>	Chrome-plated brass			
<b>Gasket kit</b>	PA Seals and O-rings			
<b>Dimensions</b>	Approx. 450 x 370 x 110 mm / Approx. 17.72 x 14.57 x 4.33 in			
<b>Weight</b>	Approx. 4.2 kg / Approx. 9.26 lbs			

# Hydraulic hand test pumps

**Type P 700.3**



<b>Type</b>	<b>P 700.3</b>	
<b>Pressure ranges</b>		
<b>With distilled water</b>	0...700 bar	0...10 152 psi
<b>With hydraulic fluid</b>	0...700 bar	0...10 152 psi
<b>OEM version</b>		
<b>Pressure medium</b>	Distilled water or hydraulic fluid	
<b>Dimensions</b>	Approx. 255 x 225 x 85 mm	Approx. 10.04 x 8.86 x 3.35 in
<b>Weight</b>	Approx. 1.7 kg	Approx. 3.75 lbs
<b>Connections</b>		
<b>Reference</b>	G $\frac{1}{4}$	
<b>Test sample</b>	G $\frac{1}{4}$ with quick coupling and pressure hose (1 m)	G $\frac{1}{4}$ with quick coupling and pressure hose (39.37 in)
<b>Full version</b>		
<b>Adapter kit</b>	Stainless steel	
<b>Gasket kit</b>	PA Seals and O-rings	
<b>Dimensions</b>	Approx. 450 x 370 x 125 mm	Approx. 17.72 x 14.57 x 4.92 in
<b>Weight</b>	Approx. 4.8 kg	Approx. 10.58 lbs

**Type P 1000.2**


<b>Type</b>	<b>P 1000.2</b>	
<b>Pressure ranges</b>		
<b>With distilled water</b>	0...1000 bar	0...14 503 psi
<b>With hydraulic fluid</b>	0...1000 bar	0...14 503 psi
<b>OEM version</b>		
<b>Pressure medium</b>	Distilled water or hydraulic fluid	
<b>Dimensions</b>	Approx. 255 x 225 x 85 mm	Approx. 10.04 x 8.86 x 3.35 in
<b>Weight</b>	Approx. 1.9 kg	Approx. 4.19 lbs
<b>Connections</b>		
<b>Reference</b>	G $\frac{1}{4}$	
<b>Test sample</b>	G $\frac{1}{4}$ with quick coupling and high pressure hose (1 m), 1000 bar	G $\frac{1}{4}$ with quick coupling and high pressure hose (39.37 in), 14 503 psi
<b>Full version</b>		
<b>Adapter kit</b>	Stainless steel	
<b>Gasket kit</b>	PA Seals and O-rings	
<b>Dimensions</b>	Approx. 450 x 370 x 125 mm	Approx. 17.72 x 14.57 x 4.92 in
<b>Weight</b>	Approx. 5 kg	Approx. 11 lbs

# Table top test pumps

The latest generation of comparison test pumps combines precision – also with high pressures – and high manufacturing quality. Depending on the model, air, distilled water and / or hydraulic fluid can be used as the test medium.

## Pneumatic table top test pumps

Air is an ideal – and above all – clean test medium. The simple generation of pneumatic pressures is very easily realised by means of the big hand lever. A switch for vacuum generation as well as a fine adjustment completes the setting. The pressure volume can be hermetically sealed by a stop valve, thus minimising pressure drops.

## Hydraulic table top test pumps


**With spindle wheel** – The sophisticated design of these comparison test pumps allows effortless installation of test sample including those with big nominal diameters. The integrated adapters at the pressure connections additionally allow free adjustment of the reference pressure gauge and the test sample. Filling the pressure vessel and test pressure generation are easily carried out by means of a revolving spindle. The standard pressurising medium tank installed on the test pump allows smooth filling of large volumes. Pressure fluctuations due to air and gas particles, compensation of thermodynamic effects as well as the exact setting of the desired test pressure are carried out by means of the fine adjustment (optional). Distilled water is excellently suited as calibration medium, as it can be removed without problems and without residue. For test pressures above 1000 bar (approx. 14,500 psi), hydraulic fluid is recommended since its higher viscosity allows easier test pressure generation. All parts coming in touch with the medium are made of stainless steel thus ensuring wear-free operation.

**With lever** – Although the lightweight high-pressure hydraulic table top pumps are compactly built, they provide a big nylon tank with a usable tank volume of 327 cm<sup>3</sup>. In combination with a delivery volume of 0.9 cm<sup>3</sup> per piston stroke, they provide the opportunity of testing multiple test samples in parallel. They are installed directly on the delivered pressure hose or via a separate distributor block therefore saving time and making your test tasks very efficient. The integrated check valve within the pressure vessel very quickly leads to stable pressure states. The integrated safety valve protects from overloading.



# Pneumatic table top test pump

**Type P 120 T**



<b>Type</b>	<b>P 120 T</b>	
<b>Pressure ranges</b>		
<b>Negative pressure</b>	-0.95 bar	-13.78
<b>Positive pressure</b>	120 bar	1740 psi
<b>OEM version</b>		
<b>Pressure medium</b>	Air	
<b>Dimensions</b>	Approx. 420 x 320 x 150 mm	Approx. 16.54 x 12.6 x 5.91 in
<b>Weight</b>	Approx. 6.1 kg	Approx. 13.45 lbs
<b>Connections</b>		
<b>Reference</b>	M20 x 1.5 with quick coupling and adapter G1/4	
<b>Test sample</b>	M20 x 1.5 with quick coupling and adapter G1/4	
<b>Full version</b>		
<b>Adapter kit</b>	Chrome-plated brass	
<b>Gasket kit</b>	PA Seals and O-rings	
<b>Dimensions</b>	Approx. 575 x 470 x 230 mm	Approx. 16.54 x 12.6 x 5.91 in
<b>Gewicht</b>	Approx. 10.2 kg	Approx. 22.5 lbs

# Hydraulic table top test pump


With lever



<b>Type</b>	<b>P 700 T</b>	
<b>Pressure ranges</b>		
<b>With hydraulic fluid</b>	0...700 bar	0...10 000 psi
<b>OEM version</b>		
<b>Pressure medium</b>	Hydraulic fluid	
<b>Dimensions</b>	Approx. 500 x 110 x 160 mm	Approx. 19.7 x 4.3 x 6.3 in
<b>Weight</b>	Approx. 5.6 kg	Approx. 12.35 lbs
<b>Connections</b>		
<b>Reference</b>	G $\frac{1}{4}$	
<b>Test sample</b>	G $\frac{1}{4}$ with quick coupling and pressure hose (1 m / 39.37 in)	
<b>Full version</b>		
<b>Adapter kit</b>	Stainless steel	
<b>Gasket kit</b>	PA Seals and O-rings	
<b>Dimensions</b>	Approx. 575 x 470 x 230 mm	Approx. 22.6 x 18.5 x 9.1 in
<b>Weight</b>	Approx. 10.2 kg	Approx. 22.5 lbs

## With spindle

### Type P 1400.G



Type	P 700.G2		P 700. GW		P 1000.GW		P1400.G	
<b>Pressure ranges</b>								
<b>With distilled water</b>			0...700 bar	0...10 000 psi	0...1000 bar	0...15 000 psi		
<b>With hydraulic fluid</b>	0...700 bar	0...10 000 psi					0...1400 bar	0...20 000 psi
<b>OEM version</b>								
<b>Pressure medium</b>	Hydraulic fluid		Demineralised water		Demineralised water		Hydraulic fluid	
<b>Dimensions</b>	Approx. 340 x 225 x 130 mm / Approx. 13.39 x 8.86 x 5.12 in							
<b>Weight</b>	Approx. 9.9 kg / Approx. 21.8 lbs							
<b>Connections</b>								
<b>Reference</b>	G $\frac{3}{8}$ A left, G $\frac{1}{4}$ , G $\frac{1}{2}$							
<b>Test sample</b>	G $\frac{3}{8}$ A left, G $\frac{1}{4}$ , G $\frac{3}{8}$ , G $\frac{1}{8}$							
<b>Full version</b>								
<b>Adapter kit</b>	Stainless steel							
<b>Gasket kit</b>	PA Seals and O-rings							
<b>Dimensions</b>	Approx. 450 x 370 x 150 mm / Approx. 17.71 x 14.57 x 5.91 in							
<b>Weight</b>	Approx. 12.6 kg / Approx. 27.7 lbs							

# Digital pressure gauges

Digital pressure gauges are particularly suitable for both stationary and mobile measurement and display of pressure. They can be used as reference pressure gauges to simplify the checking, adjustment and calibration of other pressure measurement devices directly on site.

High accuracy in signal acquisition is achieved by using high-performance measuring cells with electronic linearisation of the characteristic curve. Suitable instruments are available for a wide variety of measurement tasks.

Ease of use is assured by innovative design and advanced technology. All essential functions for everyday use can be selected conveniently at the press of a button. Excellent protection against dust and moisture is provided by a membrane keypad or rubber buttons. Integrated supplementary functions make our digital pressure gauges true all-rounders.



## Advantages at a glance

- Exact and reliable measurement
- High operational readiness
- Easy and clear readout
- Well suited to difficult on-site tasks
- Easy to assemble and use
- Supplementary functions for extra value
- EX-version available on request

## Negative / Positive / and Differential Pressure

Measuring ranges from -1 bar negative pressure to 2500 bar positive pressure with high overpressure protection are available. Very small differential pressures in the millibar range can also be measured. Differential pressure measuring cells or two independent measuring inputs are used for this purpose.

## Resolution / Accuracy

It is often necessary to use several mechanical pressure gauges when measurements must be made over a wide pressure range with sufficient accuracy. Digital pressure gauges with high resolution and precision can handle this task with just one instrument.

An indicating accuracy of 0.5% to 0.01% covers the entire spectrum of requirements. This precision is often found only in sensitive laboratory instruments, whereas SIKA digital pressure gauges are designed for use in harsh industrial environments.

## Tare / Zero

User-defined zero point setting at the push of a button makes offset adjustment easy and eliminates the need for tedious mechanical adjustment. Single-point adjustment allows the linear characteristic curve to be shifted in positive or negative direction over the entire measuring range.

## Linearisation

Multi-point adjustment can be performed if it is necessary to adjust the indicated values at different test points. Two-point adjustment is available for setting the zero point and slope of the measuring cell curve. Some digital pressure gauges allow up to six offset values to be programmed in order to shift the characteristic curve to meet the most stringent customer expectations.

## Battery operation / Auto-Off

Power is supplied by long-life batteries (ordinary or rechargeable). An external AC adapter can also be used. To increase battery operating time, a programmable Auto-Off function switches off the power to the instrument after prolonged inactivity. The electronics are designed for extremely low power consumption, which enables a battery life of significantly more than 1000 hours.



### Display

The large illuminated digital local display shows the measured pressure and indicates the current status of the digital pressure gauge, even under poor lighting conditions. This eliminates the difficult task of reading a dial gauge and avoiding parallax errors. Needle jitter due to vibration or pressure fluctuations is eliminated. Display damping or averaging can be configured directly using display filters. This ensures easy, tireless readout.

### Selectable pressure units

Another feature is the large selection of pressure units. Up to 13 different units are possible – far more than any complicated dual-scale or multi-scale gauge can offer.

The required display unit is selected directly on the digital-pressure gauge and is clearly indicated on the display. No conversion necessary; the desired value can be read directly.



### Area of application

The right measuring system is available for every measuring task. For simple applications with air or non-corrosive and non-ionising substances, low-cost unenclosed pressure sensors are used. In difficult applications with water or other aggressive media, high-quality stainless steel versions are used.

Once the intended use has been determined and the pressure range has been specified, a digital pressure gauge with an internal measuring cell is preferably used. For frequently changing application conditions, plug-in pressure sensors for various pressure ranges and applications can be fitted using adapters. Automatic sensor recognition using standard DIN connectors offers a simple Plug-&-Play solution.

### Electronics / Pressure measuring cell

The measuring cells and electronics used in the gauges are temperature compensated, so that the effect of temperature on the readings is negligible. Liquid entry into the measuring system is not necessary, which eliminates the risk of damage from media residues. Another unbeatable feature of the electronic measuring cells is their immunity to pressure surges.

### Min / Max Displays and Peak function

Experience shows that excess pressure and pressure peaks significantly higher than normal operating pressure occur at some measuring points. Min / max displays and fast peak value measurement cycles in digital pressure gauges assist in system analysis and allow peak values to be determined. This allows incorrect readings and violations of range limits to be detected and helps avoid damage to pressure systems. Preventive service is often less expensive than repairing or replacing defective instruments.

### Protection class

High IP protection classes are available to minimise dust and water sensitivity. Rugged, impact-resistant digital pressure gauges are fitted with rubber caps for protection during transport and field use.



### Direct mounting, built-in version and hand-held instrument

The compact, handy design proves its worth in everyday use. It puts an end to large-diameter gauges with sizes up to 250 mm, as is common with precision pressure gauges. The small size simplifies direct mounting. If necessary, built-in versions are available for switchgear cabinet or control panel mounting. Hand-held digital pressure gauges are especially suitable for applications where short-term pressure measurements are desired instead of continuous measurement.

### Data memory

The logger function for local data storage can be used to record pressure curves automatically and perform leak tests. The integrated data memory in digital pressure gauges allows a variety of data sets to be recorded directly. The time interval between samples is programmable and the maximum recording interval is configurable. The stored values can be displayed on a PC. Data import at the press of a button is also possible. In this case the data is shown directly on the display. In this process the values are automatically annotated with the date and time of day using an integrated real-time clock.

→ Reference type J, MH 3181, MH 3151 and MH 3156



### Analogue output

An electrical output signal enables remote display on a control console or in a control room as well as the connection of external recorders and indicating instruments.

→ Reference type Q

### Relay output / Alarm signalling

Digital pressure gauges allow limit contacts to be closed even at low pressures. There is no need for high actuation forces for magnetic spring or inductive contacts, which makes it easier to signal critical equipment conditions and perform supplementary control tasks. A built-in buzzer generates an alarm when the pressure exceeds the range of the programmed minimum and maximum pressure levels.

→ Reference type Q, MH 3181, MH 3151 and MH 3156

### Temperature display

Temperature measurement is often required in addition to pressure measurement. For this purpose, a temperature sensor is integrated in the measuring cell to detect the temperature of the medium. The process temperature can be displayed at the press of a button. This allows two quantities to be measured at a single measuring point, which saves costs.

→ Reference type J, P

### Explosion protection

Explosion-proof versions are also available for use in potentially explosive locations, e.g. oil refineries, chemical plants and drilling platforms.

→ Reference types E-Ex, D-Ex, L

### Example applications

- Continuous or temporary checking of a wide variety of system pressures
- Air density measurement in building shells for the detection and elimination of problem areas and avoiding structural damage
- Monitoring the degree of soiling of filter units in ventilation or air conditioning systems
- Recording pressure drops for the determination of leakage rates in leak tests
- Measurement of barometric air pressure for the determination of weather conditions
- Reference pressure gauge for calibration tasks



## Digital pressure gauges

	BASIC				
	E-Ex	E2	D-Ex	D2	
<b>Accuracy (full scale)</b>	0.5 %	0.5 %	0.1 %	0.1 %	
<b>Pressure ranges</b>					
		-1...3 bar -1...5 bar	-1...3 bar	-1...3 bar -1...5 bar	
	-1...30 bar	-1...10 bar -1...20 bar -1...40 bar -1...60 bar	-1...30 bar -1...60 bar	-1...10 bar -1...20 bar -1...40 bar -1...60 bar	
	0...300 bar	0...100 bar 0...160 bar 0...250 bar 0...400 bar 0...700 bar 0...1000 bar	0...300 bar 0...700 bar	0...100 bar 0...160 bar 0...250 bar 0...400 bar 0...700 bar 0...1000 bar	
<b>Multi-point adjustment</b>		✓ (via adapter)			
<b>PC connection</b>					
<b>Data memory</b>					
<b>Relais output</b>					
<b>Analogue output</b>					
<b>Temperature indication</b>					
<b>Built-in version</b>					
<b>Ex version</b>	✓		✓		
<b>Oil and grease free</b>	○		○		

○ = optionally available

		SOLID			PREMIUM
	C2	J	P	Q	L
	0.05 %	0.2 % 0.1 %	0.5 % 0.2 % 0.05 % 0.025 %	0.2 %	0.05 % 0.025 % 0.01 %
		0...100 mbar 0...250 mbar 0...500 mbar -1...1 bar  -1...2.5 bar  -1...5 bar	0...500 mbar -1...1 bar  -1...2.5 bar  -1...5 bar	-1...1 bar  -1...2.5 bar  -1...5 bar	-1...2 bar
	-1...10 bar -1...20 bar -1...40 bar -1...60 bar	-1...10 bar -1...20 bar -1...40 bar -1...60 bar	-1...10 bar -1...20 bar -1...40 bar -1...60 bar	-1...10 bar -1...20 bar -1...40 bar -1...60 bar	-1...10 bar -1...20 bar
	0...100 bar 0...160 bar  0...250 bar  0...400 bar  0...700 bar	0...100 bar  0...250 bar 0...350 bar  0...500 bar  0...700 bar	0...100 bar  0...250 bar 0...350 bar  0...500 bar  0...700 bar	0...100 bar  0...250 bar 0...350 bar  0...500 bar  0...700 bar	0...100 bar 0...200 bar  0...400 bar  0...700 bar
	0...1000 bar	0...1000 bar 0...1500 bar 0...2000 bar	0...1000 bar 0...1500 bar 0...2000 bar 0...2500 bar	0...1000 bar 0...1500 bar 0...2000 bar	0...1000 bar
	✓ (via adapter)	✓	✓	✓	
		✓	○	○	✓
		✓			
				✓	
				○	
		✓	✓		
		○	○	○	
					○
					○

# Digital pressure gauges



**Type E-Ex**

<b>Accuracy (full scale)</b>	0.5 %		
<b>Pressure range</b>	<b>Resolution</b>		
-1...30 bar		10 mbar	
0...300 bar		100 mbar	

**Type D-Ex**

<b>Accuracy (full scale)</b>	0.1 %		
<b>Pressure range</b>	<b>Resolution</b>		
-1...3 bar	-14.5...43.5 psi	1 mbar	0.1 psi
-1...30 bar	-14.5...435.1 psi	10 mbar	0.1 psi
-1...60 bar	-14.5...870.2 psi	10 mbar	0.1 psi
0...300 bar	0...4351 psi	100 mbar	1 psi
0...700 bar	0...9999 psi	200 mbar	1 psi

Functions		
Type	E-Ex	D-Ex
Adjustment options		
Tare / Zero	✓	✓
Selectable units		
Pressure	bar	bar, mbar, hPa, kPa, MPa, PSI, kp/cm <sup>2</sup>
Features		
Measuring inputs	1 x direct	
Explosion protection	Ex II 1G EEx ia II C T5/T6	
Version free of oil and grease (optional)	✓ (< 200 bar)	
Display / Representation		
Multi-functional LCD	4 digit	
Min / max value	✓	
Measuring rate		
Standard	500 ms	
Process connection		
Connection options	G $\frac{1}{4}$ / H16 UNF	
Material	1.0718 zinc-plated / 1.4435	
Medium temperature	0...50 °C	32...122 °F
For aggressive media	✓	
Housing		
Degree of protection	IP65 (front) / IP65	
Dimension	Ø 70 mm T=30 mm H=100 mm	
Material	ABS plastic	
Operating temperature	0...50 °C	32...122 °F
Weight	130 g	0.29 lbs
Power		
Auto-off function	✓	
Battery type	1 x 3V CR	
Battery operation	1000 h	
Certificates (optional)		
DAkkS certificate		
SIKA works certificate		

## Type E2, D2, C2



### Type E2 / D2 / C2

Accuracy (full scale)				E2 0.5 %	D2 0.1 %	C2 0.05 %
Druckbereich		Auflösung				
-1...3 bar	-14.5...43.5 psi	1 mbar	0.01 psi	✓	✓	
-1...5 bar	-14.5...72.5 psi	1 mbar	0.01 psi	✓	✓	
-1...10 bar	-14.5...145 psi	1 mbar	0.01 psi	✓	✓	✓
-1...20 bar	-14.5...290 psi	1 mbar	0.1 psi	✓	✓	✓
-1...40 bar	-14.5...580 psi	10 mbar	0.1 psi	✓	✓	✓
-1...60 bar	-14.5...870 psi	10 mbar	0.1 psi	✓	✓	✓
0...100 bar	0...1450 psi	10 mbar	0.1 psi	✓	✓	✓
0...160 bar	0...2321 psi	10 mbar	1 psi	✓	✓	✓
0...250 bar	0...3626 psi	100 mbar	1 psi	✓	✓	✓
0...400 bar	0...5800 psi	100 mbar	1 psi	✓	✓	✓
0...700 bar	0...10 153 psi	100 mbar	1 psi	✓	✓	✓
0...1000 bar	0...14 500 psi	100 mbar	1 psi	✓	✓	✓



<b>Functions</b>		
Type	E2 / D2 / C2	
<b>Adjustment options</b>		
Linearisation	via adapter	
Tare / Zero	✓	
<b>Selectable units</b>		
Pressure	bar, mbar, kPa, MPa, PSI, kg/cm <sup>2</sup> , mH <sub>2</sub> O, inH <sub>2</sub> O	
<b>Features</b>		
Measuring inputs	1 x direct	
<b>Display / Representation</b>		
Multi-functional LCD	4 ½ digit	
Bargraph	✓	
Illumination	✓	
Display filter	✓	
Min / max value	✓	
<b>Measuring rate</b>		
Standard	10 ms	
Peak / Fast	10 ms	
<b>Process connection</b>		
Connection options	G1/4	
Material	1.4404	
Medium temperature	-20...80 °C	-4...176 °F
For aggressive media	✓	
<b>Housing</b>		
Degree of protection	IP67 (front) / IP67	
Dimension	Ø 80 mm T=30 mm H=100 mm	
Material	Zinc casting	
Operating temperature	0...50 °C	32...122 °F
Weight	540 g	1.2 lbs
<b>Power</b>		
Auto-off function	✓	
Battery type	2x 1.5 V AA	
Battery operation	1500 h	
<b>Certificates (optional)</b>		
DAkkS certificate		
SIKA works certificate		

## Type J



## Delivery content

- Digital manometer
- Transport case
- USB connection cable (3 m)
- USB charging cable (EU plug)
- Test certificate

## Type J

Accuracy (full scale)		0.2 %		0.1 %	
Pressure range*		Resolution			
0...100 mbar	0...1.450 psi	0.1 mbar	0.001 psi	0.1 mbar	0.001 psi
0...250 mbar	0...3.626 psi	0.1 mbar	0.001 psi	0.1 mbar	0.001 psi
0...500 mbar	0...7.252 psi	0.1 mbar	0.001 psi	0.1 mbar	0.001 psi
-1...1 bar	-14.5...14.50 psi	1 mbar	0.01 psi	1 mbar	0.01 psi
-1...2.5 bar	-14.5...36.26 psi	1 mbar	0.01 psi	1 mbar	0.01 psi
-1...5 bar	-14.5...72.52 psi	1 mbar	0.01 psi	1 mbar	0.01 psi
-1...10 bar	-14.5...145.0 psi	10 mbar	0.1 psi	10 mbar	0.1 psi
-1...20 bar	-14.5...290.1 psi	10 mbar	0.1 psi	10 mbar	0.1 psi
-1...40 bar	-14.5...580.2 psi	10 mbar	0.1 psi	10 mbar	0.1 psi
-1...60 bar	-14.5...870.2 psi	10 mbar	0.1 psi	10 mbar	0.1 psi
0...100 bar	0...1450psi	100 mbar	1 psi	100 mbar	1 psi
0...250 bar	0...3626 psi	100 mbar	1 psi	100 mbar	1 psi
0...350 bar	0...5076psi	100 mbar	1 psi	100 mbar	1 psi
0...500 bar	0...7252 psi	100 mbar	1 psi	100 mbar	1 psi
0...700 bar	0...10 153 psi	100 mbar	1 psi	100 mbar	1 psi
0...1000 bar	0...14 504 psi	1 bar	10 psi	1 bar	10 psi
0...1500 bar	0...21 756 psi	1 bar	10 psi	1 bar	10 psi
0...2000 bar	0...29 008 psi	1 bar	10 psi	1 bar	10 psi

\* Other measuring ranges on request.

Functions		
Type	J	
Adjustment options		
Linearisation	6 points	
Tare / Zero	✓	
Selectable units		
Pressure	bar, mbar, hPa, kPa, MPa, PSI, mmHg, inHg, cmH <sub>2</sub> O, mH <sub>2</sub> O, inH <sub>2</sub> O, kg/cm <sup>2</sup>	
Temperature	°C, °F	
Features		
Measuring inputs	1 x direct	
PC connection	USB (B)	
Data memory		
Number of memory	60 000 values (auto)	
Recording interval	1 s...10 h	
Recording duration	1 min...1000 h	
Data sets	Pressure / Temperature	
Display / Representation		
Multi-functional LCD	5 digit	
Bargraph	✓	
Illumination	✓	
Display filter	✓	
Min/max value	✓	
Measuring rate		
Standard	100 ms	
Process connection		
Connection options	G½	
Material	1.4542	
Medium temperature	-10...70 °C	14...158 °F
For aggressive media	✓	
Housing		
Degree of protection	IP65 (front) / IP40	
Dimension	86 x 86 mm T=40 mm H=135 mm	
Material	Aluminium	
Operating temperature	-10...70 °C	14...158 °F
Weight	900 g	1.98 lbs
Power		
Auto-off function	✓	
Battery type	internal accu	
Ext. power	USB	
Battery operation	2000 h	
Certificates (optional)		
DAkkS certificate		
SIKA works certificate		

Order code	
Type J	Accuracy (full scale)
EME8AE JT	Type J (0.2%, Datalogger, USB)
EME8AE JU	Type J (0.1%, Datenlogger, USB)
	<b>Certificate</b>
0	Without Certificate
Z	SIT certificate
	<b>Vacuum/Relative</b>
R	Relative pressure
V	vacuum
	<b>Low pressure ranges</b>
00B1	0...100 mbar
0B25	0...250 mbar
00B5	0...500 mbar
	<b>Standard pressure ranges</b>
001B	(-1)/0...1 bar
02B5	(-1)/0...2.5 bar
005B	(-1)/0...5 bar
010B	(-1)/0...10 bar
020B	(-1)/0...20 bar
040B	(-1)/0...40 bar
060B	(-1)/0...60 bar
	<b>Middle pressure ranges</b>
100B	0...100 bar
250B	0...250 bar
350B	0...350 bar
500B	0...500 bar
700B	0...700 bar
	<b>High pressure ranges</b>
1KB0	0...1000 bar
1KB5	0...1500 bar
2KB0	0...2000 bar
XXXX	Customized measuring range
	<b>Interface</b>
S	USB
	<b>Your order code</b>

Accessories	Description
	DAkKS certificate (10 measuring points)
	SIKA works certificate (10 measuring points)
	Software calibration (PresKal)
	Software data logger (Analyzer Light)

## Type P



### Type P

Accuracy (full scale)		0.5 %		0.2 %		0.05 %		0.025 %	
Pressure range*		Resolution							
0...500 mbar	0...7.25 psi	1 mbar	0.01 psi	0.1 mbar	0.01 psi	0.1 mbar	0.01 psi		
-1...1 bar	-14.5...14.5 psi	1 mbar	0.01 psi	1 mbar	0.01 psi	0.1 mbar	0.01 psi		
-1...2.5 bar	-14.5...36.26 psi	1 mbar	0.01 psi	1 mbar	0.01 psi	0.5 mbar	0.01 psi		
-1...5 bar	-14.5...72.52 psi	1 mbar	0.01 psi	1 mbar	0.01 psi	0.5 mbar	0.01 psi		
-1...10 bar	-14.5...145.0 psi	10 mbar	0.1 psi	10 mbar	0.1 psi	1 mbar	0.1 psi	1 mbar	0.1 psi
-1...20 bar	-14.5...290.0 psi	10 mbar	0.1 psi	10 mbar	0.1 psi	2 mbar	0.1 psi	2 mbar	0.1 psi
-1...40 bar	-14.5...580.1 psi	10 mbar	0.1 psi	10 mbar	0.1 psi	5 mbar	0.1 psi	5 mbar	0.1 psi
-1...60 bar	-14.5...870.2 psi	10 mbar	0.1 psi	10 mbar	0.1 psi	5 mbar	0.1 psi	5 mbar	0.1 psi
0...100 bar	0...1450 psi	100 mbar	1 psi	100 mbar	1 psi	10 mbar	1 psi	10 mbar	1 psi
0...250 bar	0...3626 psi	100 mbar	1 psi	100 mbar	1 psi	20 mbar	1 psi	20 mbar	1 psi
0...350 bar	0...5076 psi	100 mbar	1 psi	100 mbar	1 psi	50 mbar	1 psi	50 mbar	1 psi
0...500 bar	0...7252 psi	100 mbar	1 psi	100 mbar	1 psi	50 mbar	1 psi	50 mbar	1 psi
0...700 bar	0...10 153 psi	100 mbar	1 psi	100 mbar	1 psi	50 mbar	1 psi	50 mbar	1 psi
0...1000 bar	0...14 504 psi	1 bar	10 psi	1 bar	10 psi	100 mbar	10 psi	100 mbar	10 psi
0...1500 bar	0...21 756 psi	1 bar	10 psi	1 bar	10 psi	200 mbar	10 psi		
0...2000 bar	0...29 008 psi	1 bar	10 psi	1 bar	10 psi	500 mbar	10 psi		
0...2500 bar	0...36 259 psi	1 bar	10 psi	1 bar	10 psi				

\* Other measuring ranges on request.

Functions		
Type	P	
Adjustment options		
Linearisation	6 points	
Tare / Zero	✓	
Selectable units		
Pressure	bar, mbar, kPa, MPa, PSI	
Features		
Measuring inputs	1 x direct	
PC connection (optional)	RS232	
Built-in version (optional)	✓	
Display / Representation		
Multi-functional LCD	4 digit (0.5 % / 0.2 %), 5 digit (0.05 % / 0.025 %)	
Bargraph	✓	
Display filter	✓	
Min/max value	✓	
Measuring rate		
Standard	100 ms	
Process connection		
Connection options	G½	
Material	1.4542	
Medium temperature	0...50 °C	32...122 °F
For aggressive media	✓	
Housing		
Degree of protection	IP65 (front) / IP40	
Dimension	86 x 86 mm T=40 mm H=135 mm	
Material	Aluminium	
Operating temperature	0...50 °C	32...122 °F
Weight	900 g	1.98 lbs
Power		
Auto-off function	✓	
Battery type	2x 1.5 V AAA	
Ext. power (optional)	24 VDC	
Battery operation	8000 h	
Certificates (optional)		
DAkkS certificate		
SIKA works certificate		

Order code	
Type P	Accuracy (full scale)
EME8AE PG	Type P (0.5%)
EME8AE B2	Type P (0.2%)
EME8AE LD	Type P (0.05%)
<b>Certificate</b>	
0	Without Certificate
Z	SIT certificate
<b>Vacuum/Relative</b>	
R	Relative pressure
V	Vacuum
<b>Low pressure ranges</b>	
00B5	0...500 mbar
<b>Standard pressure ranges</b>	
001B	(-1)/0...1 bar
02B5	(-1)/0...2.5 bar
005B	(-1)/0...5 bar
010B	(-1)/0...10 bar
020B	(-1)/0...20 bar
040B	(-1)/0...40 bar
060B	(-1)/0...60 bar
<b>Middle pressure ranges</b>	
100B	0...100 bar
250B	0...250 bar
350B	0...350 bar
500B	0...500 bar
700B	0...700 bar
<b>High pressure ranges</b>	
1KB0	0...1000 bar
1KB5	0...1500 bar
2KB0	0...2000 bar
2KB5	0...2500 bar
XXXX	Customized measuring range
<b>Interface</b>	
0	Without interface
S	RS 232
<b>Panel mounting device</b>	
IN	Built-in-version
<b>Your order code</b>	

Accessories	
Description	
DAkkS certificate (10 measuring points)	
SIKA works certificate (10 measuring points)	
RS 232 C cable	
Software calibration (PresKal)	
Software monitoring (DEMO)	
Linearisation type P (0.05%): accuracy 0.025 % full scale (from ≥ 10 bar)	



Type Q	
<b>Accuracy (full scale)</b>	0.2 %
Pressure range**	Resolution
-1...1 bar	1 mbar
-1...2.5 bar	1 mbar
-1...5 bar	1 mbar
-1...10 bar	10 mbar
-1...20 bar	10 mbar
-1...40 bar	10 mbar
-1...60 bar	10 mbar
0...100 bar	100 mbar
0...250 bar	100 mbar
0...350 bar	100 mbar
0...500 bar	100 mbar
0...700 bar	100 mbar
0...1000 bar	1 bar
0...1500 bar	1 bar
0...2000 bar	1 bar

Type L							
<b>Accuracy (full scale)</b>		0.05 %		0.025 %*		0.01 %*	
Pressure range		Resolution					
-1...2 bar	-14.5...29.00 psi	0.1 mbar	0.01 psi				
-1...10 bar	-14.5...145.0 psi	1 mbar	0.1 psi				
-1...20 bar	-14.5...290.1 psi	1 mbar	0.1 psi	1 mbar	0.1 psi	1 mbar	0.1 psi
0...200 bar	0...2901 psi	10 mbar	1 psi	10 mbar	1 psi	10 mbar	1 psi
0...400 bar	0...5802 psi	50 mbar	1 psi	50 mbar	1 psi	50 mbar	1 psi
0...700 bar	0...10 153 psi	100 mbar	1 psi	100 mbar	1 psi	100 mbar	1 psi
0...1000 bar	0...14 504 psi	100 mbar	10 psi	100 mbar	10 psi	100 mbar	10 psi

\* Precision declaration  
 \*\* Other measuring ranges on request.



Functions				
Type	Q		L	
Adjustment options				
Linearisation	6 points			
Tare / Zero	✓		✓	
Selectable units				
Pressure	bar		bar, mbar, hPa, kPa, MPa, PSI, mmHg, inHg, cmH2O, mH2O, inH2O, ftH2O, Kp/cm <sup>2</sup>	
Features				
Measuring inputs	1 x direct		1 x direct	
PC connection	RS232 (optional)		RS 485	
Analogue output (optional)	0(4)...20mA / 0...10 V			
Relay output	2 x 24 VDC/1A			
Built-in version (optional)	✓			
Explosion protection (optional)			Ex II 2G Ex ia II C T6	
Display / Representation				
Multi-functional LCD/LED	4 digit, 7-segment LED		5 digit	
Illumination	red LED			
Display filter	✓			
Min/max value	✓		✓	
Measuring rate				
Standard	16 ms		500 ms	
Process connection				
Connection options	G½		G¼	
Material	1.4542		1.4435	
Medium temperature	0...50 °C		0...50 °C	
For aggressive media	✓		✓	
32...122 °F			32...122 °F	
Housing				
Degree of protection	IP65 (front) / IP40		IP65 (front) / IP54	
Dimension	86 x 86 mm T=40 mm H=135 mm		Ø 80 mm T=40 mm H=120 mm	
Material	Aluminium		ABS plastic	
Operating temperature	0...50 °C		0...50 °C	
Weight	900 g		210 g	
32...122 °F	32...122 °F		32...122 °F	
1.98 lbs	1.98 lbs		0.46 lbs	
0.46 lbs				
Power				
Auto-off function	✓		✓	
Battery type			1x 3 VCR	
Ext. power	24 VDC			
Battery operation			2000 h	
Certificates (optional)				
DAkkS certificate				
SIKA works certificate				

Order code	
Type Q	Description
EME8AE DM	Precision reference pressure gauge, Accuracy $\pm 0.2\%$ (full scale), Selectable pressure units, background lighting, 2 x relays output, power 24 VDC
	<b>Output signal</b>
O	Without standard signal
H	Standard signal 4...20 mA
E	Standard signal 0...10 V
	<b>Vacuum/Relative</b>
R	Relative pressure
V	Vacuum
	<b>Standard Pressure ranges</b>
001B	(-1)/0...1 bar
02B5	(-1)/0...2.5 bar
005B	(-1)/0...5 bar
010B	(-1)/0...10 bar
020B	(-1)/0...20 bar
040B	(-1)/0...40 bar
060B	(-1)/0...60 bar
	<b>Middle pressure ranges</b>
100B	0...100 bar
250B	0...250 bar
350B	0...350 bar
500B	0...500 bar
700B	0...700 bar
	<b>High pressure ranges</b>
1KB0	0...1000 bar
1KB5	0...1500 bar
2KB0	0...2000 bar
XXXX	Customized measuring range
	<b>Interface</b>
O	Without Interface
S	RS 232
	<b>Panel mounting device</b>
IN	Panel mounting device
	<b>Your order code</b>

Accessories	
	<b>Description</b>
	DAkS certificate (10 measuring points)
	SIKA works certificate (10 measuring points)
	RS 232 C cable
	Software calibration (PresKal)
	Software monitoring (DEMO)



# Hand-held pressure instruments

	BASIC	SOLID	BASIC	SOLID	PREMIUM
	MH 3161	MH 3181	MH 3111	MH 3151	MH 3156
<b>Accuracy (full scale)</b>	0.2 %	0.2 %	0.2 %	0.2 %	0.2 %
<b>Pressure range</b>					
	-1...25 mbar  -10...350 mbar		-2...2.5 mbar -20...25 mbar 0...100 mbar 0...250 mbar -200...350 mbar 0...400 mbar		
	0...1300 bar  -100...2000 mbar		0...1 bar 0...1.3 bar -1...1.5 bar -1...2 bar 0...2.5 bar -1...3 bar 0...4 bar  0...6 bar		
			0...7 bar -1...10 bar 0...16 bar  0...25 bar 0...40 bar  0...60 bar		
			0...100 bar 0...160 bar  0...250 bar  0...400 bar  0...600 bar		
			0...1000 bar		
<b>Multi-point adjustment</b>	✓	✓	✓	✓	✓
<b>Changeable measuring cell</b>			✓	✓	✓
<b>PC connection</b>	✓	✓	✓	✓	✓
<b>Data memory</b>		✓		✓	✓
<b>Analogue output</b>		✓		✓	✓
<b>Second measuring input</b>					✓
<b>Ex version</b>	○	○	○	○	○
<b>Version free of oil and grease</b>					

### Type MH 3161 / MH 3181



### Type MH 3111 / MH 3151 / MH 3156



#### Type MH 3161 / MH 3181

<b>Accuracy (full scale)</b>	0.2 %			
<b>Pressure range</b>			<b>Resolution</b>	
MH 3161-01 / MH 3181-01	-1.00...25 mbar	-0.01...0.363 psi	0.01 mbar	0.001 psi
MH 3161-07 / MH 3181-07	-10.0...350 mbar	-0.15...5.076 psi	0.1 mbar	0.001 psi
MH 3161-12 / MH 3181-12	0...1300 mbar (abs.)	0...18.85 psi	1 mbar	0.01 psi
MH 3161-13 / MH 3181-13	-100...2000 mbar	-1.45...29.00 psi	1 mbar	0.01 psi

#### Type MH 3161 / MH 3181

<b>Accuracy (full scale)</b>	0.2 %	
<b>Pressure range</b>	<b>Resolution</b>	
	Depending on the external pressure sensor MSD	

### Type MSD 250 MRE



### Type MSD 160 BRE



EX-Version (EEx ib IIC T4 - 03ATEX0136X)

<b>Functions</b>					
<b>Type</b>	MH 3161	MH 3181	MH 3111	MH 3151	MH 3156
<b>Adjustment options</b>					
<b>Linearisation</b>	2 points				
<b>Tare / Zero</b>	✓				
<b>Selectable units</b>					
<b>Pressure</b>	bar, mbar, kPa, MPa, PSI, mmHg, mH2O				
<b>Features</b>					
<b>Measuring inputs</b>	2 x direct	2 x direct	1 x changeable	1 x changeable	1 x changeable
<b>PC connection</b>	USB	USB	USB	USB	USB
<b>Analogue output</b>		0...1 V		0...1 V	0...1 V
<b>Explosion protection</b>	Ex II 2G Ex ia II C T6	Ex II 2G Ex ia II C T6	Ex II 2G Ex ia II C T6	Ex II 2G Ex ia II C T6	Ex II 2G Ex ia II C T6
<b>Data memory</b>					
<b>Number of memory</b>		10 000 values (Auto)		10 000 values (Auto)	4000 values (Auto)
<b>Recording interval</b>		1...3600 s		1...3600 s	1...3600 s
<b>Data sets</b>		pressure		pressure	pressure
<b>Display / Representation</b>					
<b>Multi-functional LCD</b>	4 ½ digit	4 ½ digit	4 ½ digit	4 ½ digit	4 ½ digit
<b>Display filter</b>		✓		✓	✓
<b>Min / max value</b>	✓	✓	✓	✓	✓
<b>Measuring rate</b>					
<b>Standard</b>	250 msec.	250 ms	250 ms	250 ms	250 ms
<b>Peak / Fast</b>		1 ms		1 ms	1 ms
<b>Process connection</b>					
<b>Connection options</b>	nipple Ø 6	nipple Ø 6	MSD pressure sensors		
<b>Material</b>	copper 2.0380	copper 2.0380			
<b>Medium temperature</b>	-10...50 °C / 14...122 °F	-10...50 °C / 14...122 °F			
<b>Housing</b>					
<b>Degree of protection</b>	IP65 (front) / IP40				
<b>Dimension</b>	140 x 70 x 30 mm / 5.51 x 2.76 x 1.18 in				
<b>Material</b>	ABS plastic				
<b>Operating temperature</b>	0...50 °C / 32...122 °F				
<b>Weight</b>	200 g / 0.44 lbs				
<b>Power</b>					
<b>Auto-off function</b>	✓				
<b>Battery type</b>	9 V block				
<b>Ext. power</b>	12 VDC				
<b>Battery operation</b>	350 h				
<b>Certificates (optional)</b>					
<b>DAkkS certificate</b>					
<b>SIKA works certificate</b>					

# Pressure sensors MSD

## Nylon type

Piezoresistive pressure sensor for air as well as non-corrosive / ionizing gases and fluids with integrated sensor memory

- Inputs 2 x nipple Ø 6
- Accuracy\* ±0.2 % full scale
- PVC cable (1 m / 39.37 in) with mini-DIN-plug
- Housing Robust ABS plastic, IP65
- Dimensions 70 x 30 x 15 mm / 2.76 x 1.18 x 0.59 (H x D x W)
- Weight Approx. 75 g / Approx. 0.16 lbs

## Stainless steel type

Piezoresistive pressure sensor for aggressive media, water, gases, and fluids, with internal sensor memory

- Inputs G $\frac{1}{2}$
- Accuracy\* ±0.2 % full scale
- PVC cable (1 m) with mini-DIN-plug (not part of delivery)
- Housing Stainless steel, IP65
- Dimensions Approx. 23 x 85 mm / 0.90 x 3.35 (Ø x L)
- Weight Approx. 175 g / 0.39 lbs

Pressure range				
Type (nylon)			Resolution	
<b>MSD 2.5 MR</b>	-2...2.5 mbar	-0.03...0.04 psi	0.001 mbar	0.001 psi
<b>MSD 25 MR</b>	-20...25 mbar	-0.29...0.36 psi	0.01 mbar	0.001 psi
<b>MSD 350 MR</b>	-200...350 mbar	2.9...5.08 psi	0.1 mbar	0.001 psi
<b>MSD 1.3 BA</b>	0...1.3 bar (abs.)	0...18.85 psi (abs.)	1 mbar	0.01 psi
<b>MSD 2 BA</b>	0...2 bar (abs.)	0...29 psi	1 mbar	0.01 psi
<b>MSD 2 BR</b>	-1...2 bar	-14.5...29 psi	1 mbar	0.01 psi
<b>MSD 7 BA</b>	0...7 bar (abs.)	0...101.53 psi (abs.)	10 mbar	0.1 psi
<b>MSD 10 BR</b>	-1...10 bar	-14.5...145.04 psi	10 mbar	0.1 psi
Type (stainless steel)			Resolution	
<b>MSD 100 MRE</b>	0...100 mbar	0...1.45 psi	0.1 mbar	0.001 psi
<b>MSD 250 MRE</b>	0...250 mbar	0...3.63 psi	0.1 mbar	0.001 psi
<b>MSD 400 MRE</b>	0...400 mbar	0...5.8 psi	0.1 mbar	0.001 psi
<b>MSD 1 BAE</b>	0...1 bar (abs.)	0...14.5 psi (abs.)	1 mbar	0.01 psi
<b>MSD 1 BRE</b>	0...1 bar	0...14.5 psi	1 mbar	0.01 psi
<b>MSD -1 / 1.5 BRE</b>	-1...1.5 bar	-14.5...21.76 psi	1 mbar	0.01 psi
<b>MSD -1 / 3 BRE</b>	-1...3 bar	-14.5...43.51 psi	1 mbar	0.01 psi
<b>MSD 2.5 BAE</b>	0...2.5 bar (abs.)	0...36.26 psi (abs.)	1 mbar	0.01 psi
<b>MSD 2.5 BRE</b>	0...2.5 bar	0...36.26 psi	1 mbar	0.01 psi
<b>MSD 4 BAE</b>	0...4 bar (abs.)	0...58.02 psi (abs.)	1 mbar	0.01 psi
<b>MSD 4 BRE</b>	0...4 bar	0...58.02 psi (abs.)	1 mbar	0.01 psi
<b>MSD 6 BAE</b>	0...6 bar (abs.)	0...87.2 psi (abs.)	1 mbar	0.01 psi
<b>MSD 6 BRE</b>	0...6 bar	0...87.2 psi	1 mbar	0.01 psi
<b>MSD 10 BAE</b>	0...10 bar (abs.)	0...145.03 psi (abs.)	10 mbar	0.1 psi
<b>MSD 10 BRE</b>	0...10 bar	0...145.03 psi	10 mbar	0.1 psi
<b>MSD 16 BAE</b>	0...16 bar (abs.)	0...232.06 psi (abs.)	10 mbar	0.1 psi
<b>MSD 25 BAE</b>	0...25 bar (abs.)	0...362 (abs.)	10 mbar	0.1 psi
<b>MSD 25 BRE</b>	0...25 bar	0...362 psi	10 mbar	0.1 psi
<b>MSD 40 BRE</b>	0...40 bar	0...580 psi	10 mbar	0.1 psi
<b>MSD 60 BRE</b>	0...60 bar	0...870 psi	10 mbar	0.1 psi
<b>MSD 100 BRE</b>	0...100 bar	0...1450 psi	0.1 bar	0.1 psi
<b>MSD 160 BRE</b>	0...160 bar	0...2320 psi	0.1 bar	1 psi
<b>MSD 250 BRE</b>	0...250 bar	0...3625 psi	0.1 bar	1 psi
<b>MSD 400 BRE</b>	0...400 bar	0...5801 psi	0.1 bar	1 psi
<b>MSD 600 BRE</b>	0...600 bar	0...8702 psi	0.1 bar	1 psi
<b>MSD 1000 BRE</b>	0...1000 bar	0...14 503 psi	1 bar	10 psi

\* Optional: Higher accuracy sensor (available from 350 mbar)

# Accessories

## PC connection and software

Many digital pressure gauges have a serial interface port to allow measurement values and stored data to be transferred directly to a PC and documented. An inexpensive measurement data acquisition system can easily be assembled with suitable software and an interface converter. Processes can be readily monitored and analysed using the recorded and visualised measurements and all data can be exported using standard programs such as Microsoft Excel. Remote control is also possible. Various software packages with extensive recording and display functions, logger and alarm evaluation as well as for calibration are available.

Software package						
Function	AnalyserLight	DEMO	PressKAL	CCS30	EBS20M	SOFT3050
<b>Memory management</b> → PC download / delete / export → Storage interval setting → Graphics function	✓ ✓ ✓					✓ ✓ ✓
<b>Display management</b> → Remote indication → Real time data recording → Storage interval setting → Export function		✓ ✓ ✓ ✓		✓ ✓ ✓ ✓	✓ ✓ ✓ ✓	
<b>Calibration management</b> → Remote indication → Set up calibration routines → Set up calibration certificates			✓ ✓ ✓			
References						
	R J	P R Q	P R J	L	MH series	MH 3181 MH 3151 MH 3158





