



testo 770 · Clamp meter

Startup instructions



Power ON / OFF

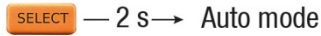
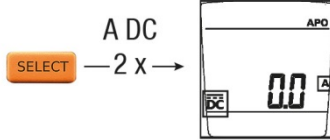
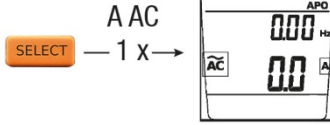


A - Current

Auto mode



Manual mode

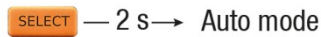
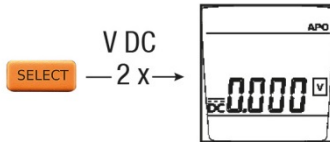
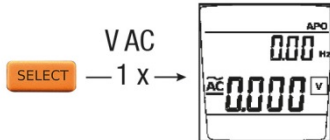


V - Voltage

Auto mode



Manual mode

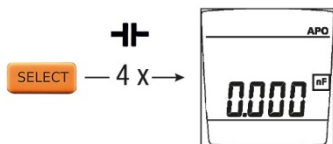
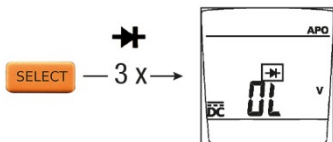
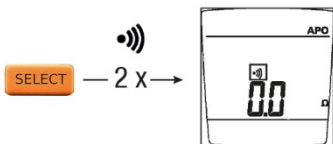
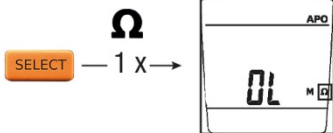


Ω / \bullet) / \rightarrow / \dashv

Auto mode
(testo 770-3)



Manual mode
testo 770-1/-2



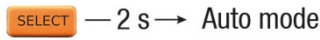
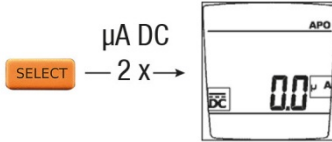
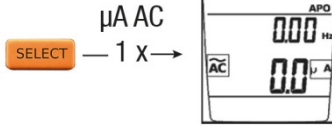
SELECT — 2 s → Auto mode

μA (testo 770-2/-3)

Auto mode

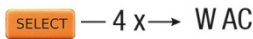
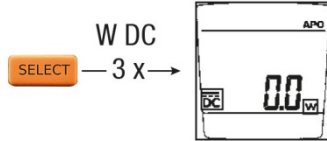
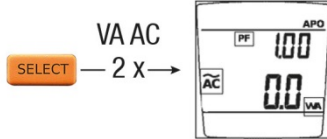
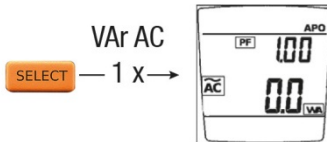


Manual mode

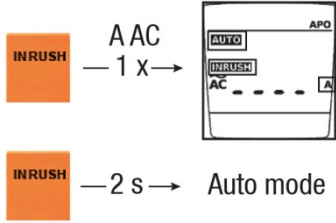


W, PF, VA, VAR (testo 770-3)

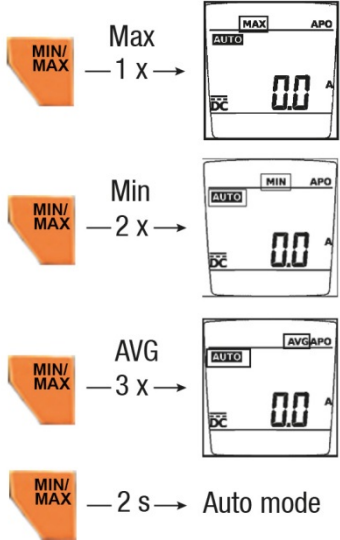
W AC



Inrush



Min/Max/AVG



°C / °F (0590 0021)



ZERO °C / °F
— 2 s →
°C/°F



ZERO — 2 s → Auto mode
°C/°F

APO off

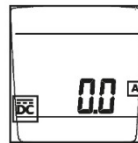


Press
and
hold

HOLD

+

Power
ON →



Bluetooth and testo Smart Probes App (testo 770-3)



Press
and
hold



+

Power
ON

→



Free download
testo Smart Probes App



Requires iOS 8.3 / Android 4.3 or later,
plus mobile end device with Bluetooth® 4.0

