

# 1550C/1555

## Insulation Tester

### *Safety Information*



3-Year Limited Warranty.  
See the Users Manual for the full warranty.

Go to [www.fluke.com](http://www.fluke.com) to register your Product and find more information.

A **Warning** identifies conditions and procedures that are dangerous to the user.

#### Warnings

To prevent possible electrical shock, fire, or personal injury:

- Carefully read all instructions.
- Read all safety information before you use the Product.
- Do not alter the Product and use only as specified, or the protection supplied by the Product can be compromised.
- Do not use the Product around explosive gas, vapor, or in damp or wet environments.
- Do not use the Product if it is altered or damaged.
- Do not use the Product if it operates incorrectly.
- Use Product-approved measurement category (CAT), voltage, and amperage rated accessories (probes, test leads, and adapters) for all measurements.
- Do not exceed the Measurement Category (CAT) rating of the lowest rated individual component of a Product, probe, or accessory.
- Do not use in CAT III or CAT IV environments without the protective cap installed on test probe. The protective cap decreases the exposed probe metal to <4 mm. This decreases the possibility of arc flash from short circuits.
- Comply with local and national safety codes. Use personal protective equipment (approved rubber gloves, face protection, and flame-resistant clothes) to prevent shock and arc blast injury where hazardous live conductors are exposed.

---

PN 4896377 March 2018

©2018 Fluke Corporation. All rights reserved.  
Specifications are subject to change without notification.  
All product names are trademarks of their respective companies.

Fluke Corporation  
P.O. Box 9090  
Everett, WA 98206-9090  
U.S.A.

Fluke Europe B.V.  
P.O. Box 1186  
5602 BD Eindhoven  
The Netherlands

ООО «Флюк СИИЭС»  
125167, г. Москва,  
Ленинградский проспект дом 37,  
корпус 9, подъезд 4, 1 этаж

- **Examine the case before you use the Product. Look for cracks or missing plastic. Carefully look at the insulation around the terminals.**
- **Do not use test leads if they are damaged. Examine the test leads for damaged insulation and measure a known voltage.**
- **Do not touch voltages >30 V ac rms, 42 V ac peak, or 60 V dc.**
- **Do not apply more than the rated voltage, between the terminals or between each terminal and earth ground.**
- **Measure a known voltage first to make sure that the Product operates correctly.**
- **Limit operation to the specified measurement category, voltage, or amperage ratings.**
- **Remove all probes, test leads, and accessories before the battery door is opened.**
- **Remove all probes, test leads, and accessories that are not necessary for the measurement.**
- **Keep fingers behind the finger guards on the probes.**
- **Use the correct terminals, function, and range for measurements.**
- **Place test leads in proper input terminals.**
- **Do not work alone.**
- **Do not use in distribution systems with voltages higher than 1100 V.**
- **Use only recommended test leads.**
- **Remove all power from the circuit under test and discharge circuit capacitance before testing resistance or capacitor with the tester.**
- **Results of measurement can be adversely affected by the impedances of additional operating circuits connected in parallel or by transient currents.**
- **Before and after testing, confirm that the Product does not indicate the presence of a hazardous voltage. If a hazardous voltage is shown on the display, remove power from the circuit under test or allow the installation capacitance to fully discharge.**
- **Do not disconnect the test leads before a test has been completed and the test voltage at the terminals has returned to zero. This ensures that any charged capacitance is fully discharged.**
- **Use the guard terminal only as specified in this manual. Do not allow other foreign objects coming into contact with the guard terminals as safety may be compromised.**
- **Remove the input signals before you clean the Product.**
- **Use only specified replacement parts.**
- **Repair the Product before use if the battery leaks.**
- **Do not operate the Product with covers removed or the case open. Hazardous voltage exposure is possible.**
- **Have an approved technician repair the Product.**

## Safety Specifications

<b>Operating Temperature</b> .....	-20 °C to +50 °C (-4 °F to +122 °F)
<b>Storage Temperature</b> .....	-20 °C to +65 °C (-4 °F to +149 °F)
<b>Relative Humidity</b> .....	80 % to 31 °C decreasing linearly to 50 % at 50 °C
<b>Altitude</b> .....	2000 m
<b>IP Rating</b> .....	IEC 60529: IP40
<b>Overload Protection</b> .....	1000 V ac
<b>Battery</b> .....	12 V lead-acid rechargeable
<b>Charger Input (AC)</b> .....	85 V to 250 V ac, 50/60 Hz, 20 VA This Class II (double insulated) instrument is supplied with a Class 1 (grounded) power cord. The protective earth terminal (ground pin) is not connected internally. The extra pin is for added plug retention only.
<b>Safety</b> .....	IEC 61010-1: 600 V CAT IV / 1000 V CAT III Pollution Degree 2

### Electromagnetic Compatibility (EMC)

International.....	IEC 61326-1: Portable CISPR 11: Group 1, Class A
--------------------	---

*Group 1: Equipment has intentionally generated and/or uses conductively-coupled radio frequency energy that is necessary for the internal function of the equipment itself.*

*Class A: Equipment is suitable for use in all establishments other than domestic and those directly connected to a low-voltage power supply network that supplies buildings used for domestic purposes. There may be potential difficulties in ensuring electromagnetic compatibility in other environments due to conducted and radiated disturbances.*

*Caution: This equipment is not intended for use in residential environments and may not provide adequate protection to radio reception in such environments.*

*Emissions that exceed the levels required by CISPR 11 can occur when the equipment is connected to a test object.*

Korea (KCC).....	Class A Equipment (Industrial Broadcasting & Communication Equipment)
------------------	---








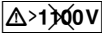









*Class A: Equipment meets requirements for industrial electromagnetic wave equipment and the seller or user should take notice of it. This equipment is intended for use in business environments and not to be used in homes.*

USA (FCC) .....	47 CFR 15 subpart B. This product is considered an exempt device per clause 15.103.
-----------------	---

### Wireless Radio with Adapter

Frequency Range.....	2412 MHz to 2462 MHz
Output Power .....	<100 mW

## Symbols

Symbol	Description
	WARNING. RISK OF DANGER.
	WARNING. HAZARDOUS VOLTAGE. Risk of electric shock.
	Consult user documentation.
	Double Insulated
	Earth
	AC (Alternating Current)
	Electrical breakdown
	WARNING. Do not apply greater than 1100 Volts.
	Interference is present. Displayed value might be outside of specified accuracy.
	Ramp mode indicator
	Battery
<b>CAT II</b>	Measurement Category II is applicable to test and measuring circuits connected directly to utilization points (socket outlets and similar points) of the low-voltage MAINS installation.
<b>CAT III</b>	Measurement Category III is applicable to test and measuring circuits connected to the distribution part of the building's low-voltage MAINS installation.
<b>CAT IV</b>	Measurement Category IV is applicable to test and measuring circuits connected at the source of the building's low-voltage MAINS installation.
	Conforms to European Union directives.
	Certified by CSA Group to North American safety standards.
	Conforms to relevant South Korean EMC standards.
	Conforms to relevant Australian EMC standards.
	Certified by TÜV SÜD Product Service.
	This product complies with the WEEE Directive marking requirements. The affixed label indicates that you must not discard this electrical/electronic product in domestic household waste. Product Category: With reference to the equipment types in the WEEE Directive Annex I, this product is classed as category 9 "Monitoring and Control Instrumentation" product. Do not dispose of this product as unsorted municipal waste.